

General specifications

Designers: Philippe Harlé and Alain Mortain

All Elites are made of hand laminated polyester.

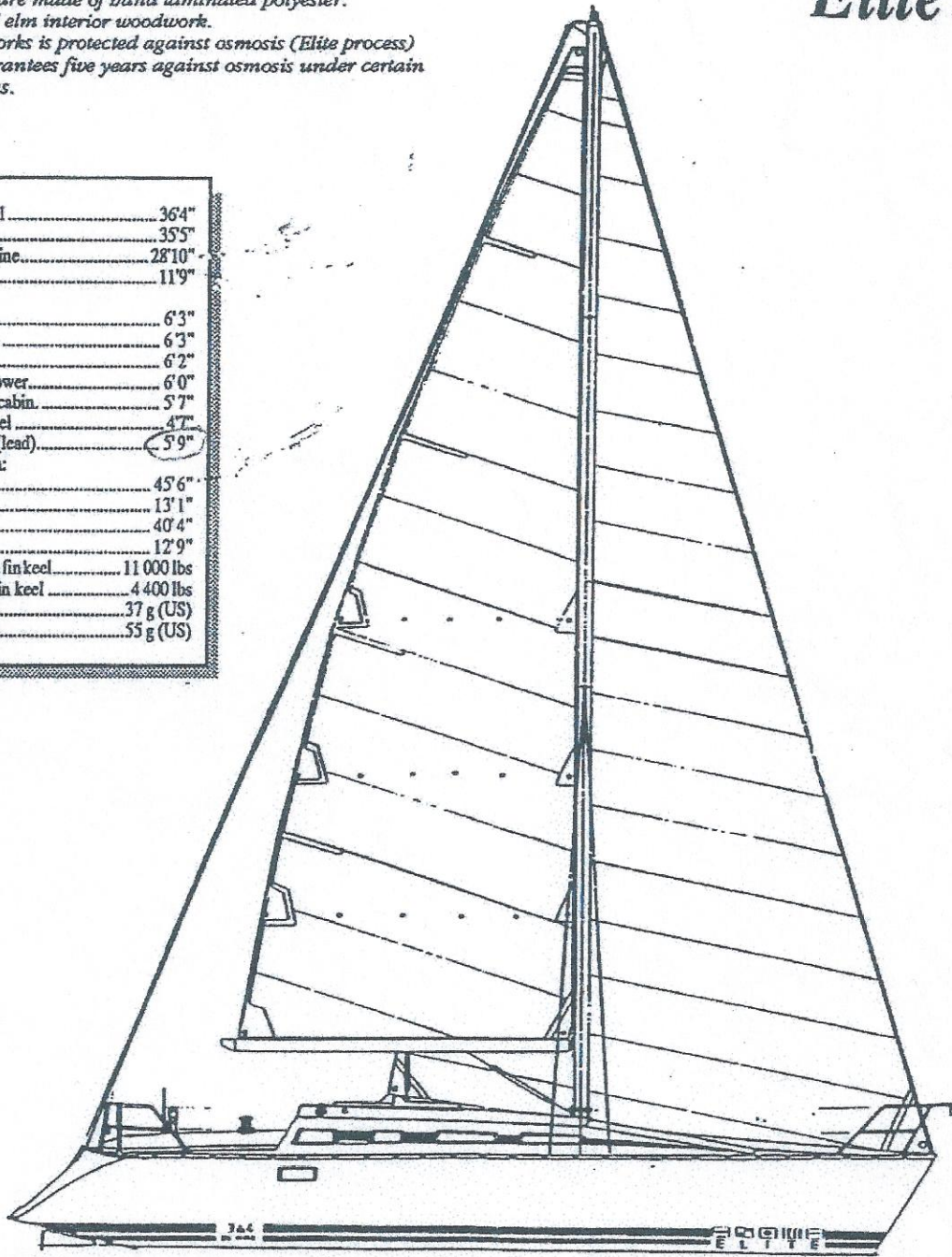
Beautiful elm interior woodwork.

Quick works is protected against osmosis (Elite process)

Elite guarantees five years against osmosis under certain conditions.

Elite 364

length overall	36'4"
hull	35'5"
length waterline.....	28'10"
beam.....	11'9"
headroom:	
galley.....	6'3"
aft cabin.....	6'3"
salon.....	6'2"
head/shower.....	6'0"
forward cabin.....	5'7"
draft shoal keel.....	4'7"
draft fin keel (lead).....	5'9"
rig dimension:	
"I".....	45'6"
"J".....	13'1"
"P".....	40'4"
"E".....	12'9"
displacement fin keel.....	11 000 lbs
ballast: lead fin keel.....	4 400 lbs
fuel tank.....	37 g (US)
2-water tanks.....	55 g (US)



Voiliers



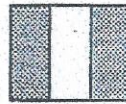
E



L



I



T

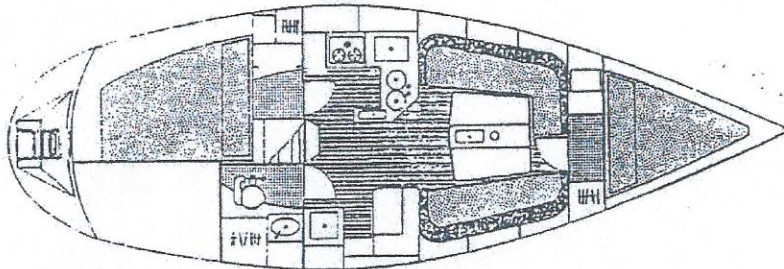


E

Yachts International

Data sheet and standard equipment

Elite 364



This is not a contract.
The manufacturer reserves the right to change price and specifications without notice.

Pulpits, lifelines and stanchions

All s/s pulpits, navigation lights, lifeboy and flag supports, 3 gates

Mooring

s/s stemhead fitting with 2 anchor rollers and chocks
Self-draining anchor locker, may take windlass

Docking

4 strong cleats, 6 chocks: 2 bow and 2 stern with rollers integrated in toerail, 2 in stemhead fitting

Mast and rigging

Anodized aluminium mast with two sets of spreaders, lights and boom storage along mast, 6 single blocks and 1 double
Autoreef boom, isovang, s/s standing rigging adjustable back stay

Sails

Main sail with 3 reefs, bag & cover:

27.0m² (290sq. ft.)

155% genoa and bag: 43.3m² (466 sq. ft.)

100% JIB: 20.9m² (224 sq. ft.)

Running rigging led aft to cockpit

3 halyards (mainsail, genoa, and spinnaker)
3 sheets: 1 main, 2 genoas
1 mainsail outhaul
2 reefing lines
2 genoa traveler car adjuster lines
1 topping lift
1 boomvang down-haul
1 genoa furler line (option)

Deck fittings

4 self-tailing 2 speed winches: 2#43, 2#30
3 winch handles and winch handle locker in cockpit
2 x 4 block deck organisers
2 double genoa sheet turning blocks
2 tracks and cars
1 main sheet traveler with car and blocks
8 Spinlock stoppers, 2 x 4 each side

4 cleats, 1 clamcleat

1 spinnaker down haul deck eye

Self-draining cockpit and transom

Wooden steering wheel with brake, compass, throttle lever, wheel cover, teak cockpit table
Humpback helmsman seat
Teak grating, handrails and seats
Emergency tiller, solid s/s rudder post
2 large lockers, stowage for hatchboards, 4' shelf, 8 line holders
Swim platform with s/s ladder, locker & shower head
Double effect manual bilge pump

Engine in ventilated & insulated compartment

Diesel 28 H.P. engine with heat exchanger, diesel oil filter, alternator, hourmeter
Twin-bladed bronze propeller. Anode.
Large and easy access to engine through stairs & cabin
Engine panel in cockpit

Companionway

Companionway smoked plexiglass hatchboards
Teak handrails
Plywood steps with non-skid stripes

Salon & navigation station

Large wooden chart table with pencil holder, storage space, 3 drawers and reading light, panel for instruments
Curved wooden seat with storage space
Salon table bar and 2 drawers
"U" shaped seats (port converts to double bed)
4" foam cushions covered with deluxe removable covers
4 storage spaces & 4 lockers with doors on each side
Teak flooring with holly, dust collector

Intensive elm woodwork. Full length grab rails

Galley

"U" shaped counter with double s/s sink with covers, stowage for covers, carving board, garbage can locker, drying box with cover & drain, holding bar
Hot & cold pressure water (hot from engine or 110 V) pressure from 12V pump or shore water line
Manual sea water pump (or fresh water from tank if power failure occurs).
3 burner propane s/s gimbaled stove with counter top and oven
Microwave oven (110 V)
32 g. (US) ice box with 12V freezer
3 gas shut offs: at stove, in locker behind stove and by propane solenoid switch at navigation table
2 propane tanks with gauge, located in ventilated locker
Great storage space with plexiglass sliding doors
3 drawer table behind navigator's seat

Aft & forward cabins with swinging doors

Comfortable double berths forward: 65" x 4'5"
aft: 67" x 5'3"

4" foam mattress with removable covers

Storage space under berths. Seats
Storage space, hanging lockers, drawers and shelves
Carpet flooring

Head

Pressure hot & cold water for basin & shower
Teak shower grating
Marine head with exterior or holding tank emptying
Shower draining remote control switch
Large cupboard, storage space under sink
Handy wet locker with drain. Mirror

Electrical equipment

12V and 110V hinged electrical panel with voltmeter
2 x 12V batteries with selector switch:
1 slow discharge
1 starter

Battery charger. 2 x 12V bilge pumps, 1 automatic and 1 regular

110 V: 1 shore power plug, 5 wall plugs
9 ceiling lights, 1 chart table reading light, 1 fluo

Portholes & deck hatches

3 opening deck hatches
5 opening portholes with curtains, screens
7 portholes with curtains

